

Health Certificate Information Form

- **Please reach out as soon as you have orders.**
- A health certificate is required to travel and is only valid for 10 days.
- Clients are responsible for understanding and ensuring their pet/s meet the destination country's importation requirements. The requirements can be found at: <https://www.aphis.usda.gov/aphis/pet-travel>.
- Clients must contact their departing airline to find out if any additional requirements are necessary. Most commercial airlines will not accept pets if the temperature is above 85 or below 45 degrees.
- Make sure your pet is up to date on vaccinations. The US requires proof of rabies vaccination (either an original rabies vaccination certificate from the US or military facility, or an EU passport).
- Bloodwork might be needed if heading to Japan, Guam, Korea or Hawaii (done at least 6 months prior to PCS).
- **We must receive copies of your pet/s vaccine history, Rabies certificate/s, and FAVN (if applicable).** All information on this form must be filled in order for your Health Certificate Appointment to be completed. Your paperwork is completed by us ahead of your appointment and missing information will prevent us from properly completing it. **Without the required information your appointment will not be scheduled or will be cancelled.**

Client Information:

OCONUS Consignor/Owner/Shipper (Last, First): _____

Address Line 1: _____

Address Line 2: _____

Phone Number: _____

OCONUS Consignee/Owner/Recipient (Last, First): _____

(APO/FPO is acceptable; unit address may be used if no other address is available)

Address Line 1: _____

Address Line 2: _____

Phone Number: _____

Pet Information: (use another page for additional pets)

Dog / Cat

Pet Name: _____

Tattoo (if applicable): _____

Breed (as listed on rabies cert): _____

Sex (M/F/MN/FS): _____ Age: _____ Color: _____

Date of Birth (Needs to match DOB listed on prior veterinary forms): _____

Microchip #: _____

Microchip Brand: _____

Microchip Implantation Date: _____

- Provide Vaccine Records
- Provide Rabies Certificates
- Verify FAVN (if applicable)

Travel Information:

Country traveling to: _____

Flight Date: _____

Arrival Date: _____

Flying AMC/Rotator? Y / N

Layovers in any other Countries?: Y / N

If yes, what country?: _____

Will your pet be processing through customs in this country?: Y / N

Will pet be flying on same plane as owner? Y / N

If no, will pet be flying within 5 days before/after family? Y / N

How will pet be flying? Cargo / Cabin

Will someone other than family be traveling with pet? Please list name and relation (Last, First):

Utilizing Shipping Company? Y / N

If yes, name of Company: _____

Additional Items:

Date and Type of last flea/tick prevention: _____

Is your pet taking any medications? Please list if so:

Would you like to request a refill on this? Y / N

Please list medications requesting refill: _____

Do you have any health concerns for your pet that you would like addressed at your appointment?
(Itchy ears, anxiety for flight, etc.)

IMPORTANT INFORMATION:

When travelling with your pet(s), there may be animal health requirements specific for that destination. As soon as you know your travel details, contact your local veterinarian to assist with the pet travel process. Factors to consider may include meeting time frames for obtaining a health certificate, updating vaccinations, microchipping, diagnostic testing, or administration of medications/ treatments.

Other factors to consider while traveling:

Breed restrictions, Age restriction, Appropriate kennel size, Airline requirements, Pre-notification and/or consulate approval to specific country, On-base housing pet requirements/restrictions, etc.

Remember...

- ◆ It is the responsibility of the pet owner to make sure their pet has met the requirements of the destination country.
- ◆ Failure to meet the requirements may result in problems gaining certificate endorsement or difficulties upon arrival in the destination country.
- ◆ Health certificates must be legible, accurate, and complete.

Helpful Resources:

For references on travel to Guam please visit the following websites:

- ⇒ Andersen AFB: <http://www.andersen.af.mil/About-Us/Fact-Sheets/Display/Article/414480/shipping-your-pets/>
- ⇒ Animal Medical Clinic & Pet Quarantine: <https://amcguam.com/pet-quarantine/>
- ⇒ Harper Valley Kennels: <http://hvkguam.com/quarantine/>
- ⇒ Guam DOA: <http://dawr.guam.gov/about-us/>

QUARANTINE CONTACT INFO:

- ◇ Email: gu.agri@yahoo.com
- ◇ Animal Quarantine Station # :
1(671)300-7965/7966 / FAX: 1(671)734-6569
- ◇ Mailing address to submit forms:
Guam Department of Agriculture
Animal Health Section, Quarantine
163 Dairy Road
Mangilao, Guam 96913



DISCLAIMER:

Last updated: 30 May 2019

The information contained on this brochure is for general information purposes only. The Spangdahlem VTF assumes no responsibility for errors in the contents of this pamphlet.

Presented by:
The Spangdahlem Veterinary Treatment Facility

Traveling to GUAM with pets:



Spangdahlem Airbase
Building 559
Tel: +49(0)6565619388

GUAM Summary Sheet:

1. Microchip

- Microchipped PRIOR to FAVN
- Must be U.S. made and readable with an AVID universal scanner

2. 1st Rabies Vaccine

- Must be current or administered after 90 days of age. (Wait 30 days to get another rabies vaccination.)

3. 2nd Rabies Vaccine

- 2nd rabies vaccine must be valid within 4-36 months prior to arrival
- Administered at least 30 days before arrival to Guam or pet will be quarantined at owner's expense

Do not vaccinate your pet for rabies after blood is drawn for FAVN test

4. FAVN Blood Test

- Schedule appointment as early as possible for FAVN blood draw, but at least 10 days after 2nd rabies vaccine.
- FAVN results must be passing with 0.5 IU/ml. FAVN results of >1.0 IU/ml are required for at home quarantine.
- FAVN results must be sent directly to Guam.

5. 120 Day Waiting Period after FAVN results

- Dogs and cats are required to undergo a wait time of at least 120 days between the date the results are received by the lab for the rabies titer test and the date the animal arrives in Guam. If 120 days have not passed before the animal's arrival in Guam, the animal will be quarantined at the Guam Quarantine Facility to make up the number of days remaining in the 120 day wait period. At home quarantine is an option for pets with a FAVN of >1.0 IU/ml.

6. Additional Vaccines, Tests, and Treatments:

- Dogs:** DA2PP, Lepto, and Bordetella (kennel cough)
- Cats:** FVRCP
- External parasites:** Treated with medicines effective against fleas and ticks (within 14 days of travel) [Revolution is not acceptable]
- Internal parasites:** Administered medicine effective against heartworms (within 14 days of travel)
- Certification that the animal is free of any infectious/contagious disease to include:
 - Proof of negative heartworm test and HWT prevention administered within 12 months of travel
 - Proof of negative fecal test or treatment (if required) within 14 days of travel

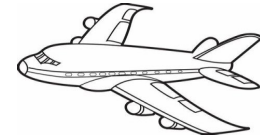
7. Owner submits documents to Guam:

- As soon as possible (preferably 3-4 months prior) and NLT 10 days before arrival, submit to the Animal Quarantine Station in Guam via email, fax, or mail:
 - Application for Entry Permit
- Brining a pet into Guam without a valid entry permit can result in imprisonment of the pet owner and a fine up to \$1,000*
- Current and prior rabies certificates and additional immunization history (stamped and signed)
- payment of fees (\$60 per animal) FEDEX Money order or check payable to "Treasurer of Guam". [No cash/ Non-refundable]

8. Veterinary Health Certificate Appointment

- Schedule appointment as early as possible to ensure availability for health certificate appointments.
- No more than 10 days prior to arriving, receive health certificate exam and documents from veterinarian.
- Name, address, phone number of owner/shipper/recipient MUST match travel orders exactly, unless pet is being shipped separately. If different, power of attorney must be presented with travel orders.
- For the owner/recipient name, each and every person that might possibly pick up pet at the airport MUST BE LISTED.

NOTE: Airlines may have separate and additional requirements. Check with your airline to determine what requirements they may have, if any.



Basic pet travel checklist: GUAM

Vaccines & Tests?

- TWO Rabies current and given prior to arrival
 - Rabies antibody test (FAVN) complete and passing (0.5 IU/ml+)
 - Heartworm and fecal test and proof of monthly prevention
 - Additional vaccines
- ### Microchip?
- U.S. made, readable with AVID scanner
 - Prior to FAVN

Health Certificate? (2 copies)

- Issued within 10 days of travel in English
- USDA Aphis form 7001
- 2 Original rabies certificates
- Original FAVN report
- Acclimation memo

Advance Notification?

- Send all required forms by fax, email, or mail 3-4 months before or NLT 10 days before intended date of arrival (listed on #7)

NOTE:

All dogs and cats, regardless of purpose or health status, are required to comply with Guam's quarantine law, and all must obtain a valid entry permit prior to travel.

If documentation is incorrect/incomplete, arriving animals will be sent to a commercial quarantine facility while awaiting proper documentation. The cost for this holding period will be at the owner's expense. If documentation is incomplete to meet requirements a less than 120-day quarantine program, the full 120-day commercial quarantine program will go into effect.

If you have any questions or concerns, please contact Guam's Animal Quarantine Section or your local veterinary treatment facility. Thank you in advance for your attention to and assistance with this matter.

IMPORTANT INFORMATION:

When travelling with your pet(s), there may be animal health requirements specific for that destination. As soon as you know your travel details, contact your local veterinarian to assist with the pet travel process. Factors to consider may include meeting time frames for obtaining a health certificate, updating vaccinations, microchipping, diagnostic testing, or administration of medications/ treatments.

Other factors to consider while traveling:

Breed restrictions, Age restriction, Appropriate kennel size, Airline requirements, Pre-notification and/or consulate approval to specific country, On-base housing pet requirements/ restrictions, etc.

Remember...

- ◆ It is the responsibility of the pet owner to make sure their pet has met the requirements of the destination country.
- ◆ Failure to meet the requirements may result in problems gaining certificate endorsement or difficulties upon arrival in the destination country.
- ◆ Health certificates must be legible, accurate, and complete.

Helpful Resources:

For the most up to date information on pet travel to HAWAII please visit the following websites:

⇒ <http://hdoa.hawaii.gov/ai/aqs/aqs-info/>

* Look for: Hawaii's animal quarantine law > "Hawaii Rabies Quarantine Information Brochure" OR "Checklist 1 – for Direct Airport Release & 5 Day or Less Program"

QUARATINE CONTACT INFO:

- ◇ Email: rabiesfree@hawaii.gov
- ◇ Animal Quarantine Station # : (808) 483-7151
- ◇ Mailing address to submit forms:

Hawaii Department of Agriculture
Animal Quarantine Station
99-951 Halawa Valley Street
Aiea, Hawaii 96701



If you have any questions or concerns, please contact Hawaii's Animal Quarantine Station or your local veterinary treatment facility. Thank you in advance for your attention to and assistance with this matter.

DISCLAIMER:

Last updated: 30 May 2019

The information contained on this brochure is for general information purposes only. The Spangdahlem VTF assumes no responsibility for errors in the contents of this pamphlet.

Presented by:
The Spangdahlem Veterinary Treatment Facility

Traveling to HAWAII with pets:



Spangdahlem Airbase
Building 559
Tel: +49(0)6565619388

HAWAII Summary Sheet:

1. Microchip

- Microchipped PRIOR to FAVN
- Any microchip type/brand is acceptable

2. 1st Rabies Vaccine

- Must not be expired before 2nd rabies vaccine

3. 2nd Rabies Vaccine

- Must not be expired and must be more than 30 days after 1st vaccination
- Administer at least 30 days before arrival to Hawaii or pet will be quarantined at owner's expense

4. FAVN Blood Test

- Schedule appointment as early as possible for FAVN blood draw.
- VTF will ensure FAVN results are sent directly to the Hawaii Quarantine Facility. Be sure HAWAII is listed as destination on lab submission form
- FAVN results must be passing (>0.5 IU/ml)

Recommended to check your pets FAVN results on the Hawaii Dept. of Agriculture website.

5. 30 Day Waiting Period after FAVN results

- Dogs and cats are required to undergo a wait of at least 30 days between the date the results are received by the lab for the rabies titer test and the date the animal arrives in Hawaii. If 30 days have not passed before the animal's arrival in Hawaii, the animal will be quarantined at the Hawaii Quarantine Facility to make up the number of days remaining in the 30 day wait period.

6. REQUIRED Treatments:

- Dogs and Cats:** Tick treatment (with approved products and administered by veterinarian at the time of the health certificate examination.)

7. RECOMMENDED Vaccines:

- Dogs:** DA2PP, Lepto, and Bordetella (kennel cough)
- Cats:** FVRCP, Chlamydia, and Feline Leukemia

8. Owner submits documents to Hawaii:

- As soon as possible and NLT 10 days before arrival, submit to the Animal Quarantine Station in Hawaii:
- Completed Dog & Cat Import Form AQS-278 (Must have legal owner of pet on form)
- Originals of two most current rabies certificates with vaccine name, lot/serial number, booster interval, vaccination date and vaccine lot expiration date listed.
- Payment of fees, as listed on the Import Form (AQS-278)

*See Hawaii Rabies Quarantine - Information Brochure for detailed instructions located under "Helpful Resources"

9. Veterinary Health Certificate Appointment

- Schedule appointment as early as possible to ensure availability for health certificate appointments.
- No more than 10 days prior to arriving, receive health certificate exam and documents from veterinarian.
- Name, address, phone number of owner/shipper/recipient MUST match travel orders exactly, unless pet is being shipped separately. If different, power of attorney must be presented with travel orders.
- For the owner/recipient name, each and every person that might possibly pick up pet at the airport MUST BE LISTED.

★ **MUST ARRIVE WITH ORIGINAL HEALTH CERTIFICATE**

NOTE: Airlines may have separate and additional requirements. Check with your airline to determine what requirements they may have, if any.



Basic pet travel checklist: HAWAII

Vaccines & Tests?

- TWO Rabies current and given prior to arrival
- Rabies antibody test (FAVN) complete and passing (0.5 IU/ml+)
- Tick treatment during exam
- OPTIONAL: Additional vaccines

Microchip?

- Any brand/type
- Prior to FAVN

Health Certificate? (2 copies)

- Issued within 10 days of travel in English
- USDA Aphis form 7001
- 2 Original rabies certificates
- Original FAVN report
- Acclimation memo

Advance Notification?

- Send all required forms by mail with return receipt to verify delivery NLT 10 days or more before intended date of arrival (listed on #8)

NOTE: If you do not send the original health certificate to the Animal Quarantine Station in advance of your pet's arrival with your other documents, you must provide the health certificate upon arrival to the Inspector. Failure to bring the original health certificate (photocopy not acceptable), will prevent your pet from being released.

Send documents (Dog & Cat Import Form AQS-279, two rabies vaccination certificates, payment*), include a cashier's check or money order (no personal checks are accepted) for \$185 for Direct Airport Release in HNL or \$244 for 5 Day Or Less. Include your pet's microchip number with the payment to ensure proper credit. Payable to: **Department of Agriculture.**

Failure to send documents as instructed will incur additional fees and can disqualify a pet from airport release. Other than the original health certificate, hand carrying documents in for review and qualification on arrival will cause delay and result in a higher fee of \$244 for DAR, and \$110 for Re-Entry. Priority is given to dog and cat owners that properly submitted documents beforehand as instructed.

→ **Refer to "Checklist 1 – for Direct Airport Release & 5 Day or Less Program" on Hawaii's DOA website**

IMPORTANT INFORMATION:

When travelling with your pet(s), there may be animal health requirements specific for that destination. As soon as you know your travel details, contact your local veterinarian to assist with the pet travel process. Factors to consider may include meeting time frames for obtaining a health certificate, updating vaccinations, microchipping, diagnostic testing, or administration of medications/ treatments.

Other factors to consider while traveling:

Breed restrictions, Age restriction, Appropriate kennel size, Airline requirements, Pre-notification and/or consulate approval to specific country, On-base housing pet requirements/restrictions, etc.

Remember...

- ◆ It is the responsibility of the pet owner to make sure their pet has met the requirements of the destination country.
- ◆ Failure to meet the requirements may result in problems gaining certificate endorsement or difficulties upon arrival in the destination country.
- ◆ Health certificates must be legible, accurate, and complete.

Helpful Resources:

For the most up to date information on pet travel to JAPAN please visit the following websites:

⇒ <https://www.aphis.usda.gov/aphis/pet-travel>

⇒ http://www.maff.go.jp/aqs/english/animal/im_index.html

* Quarantine regulation for Dogs & Cats > Import procedures > Import from **Non-designated regions** > Import guide PDF



NOTE: Airlines may have separate and additional requirements. Check with your airline to determine what requirements they may have, if any.

If you have any questions or concerns, please do not hesitate to contact your local veterinary treatment facility. Thank you in advance for your attention to and assistance with this matter.

DISCLAIMER:

Last updated: 28 May 2019

The information contained on this brochure is for general information purposes only. The Spangdahlem VTF assumes no responsibility for errors in the contents of this pamphlet.

Presented by:
The Spangdahlem Veterinary Treatment Facility

Traveling to JAPAN with pets:



Spangdahlem Airbase
Building 559
Tel: +49(0)6565619388

JAPAN Summary Sheet:

1. Microchip

- Microchipped PRIOR to 1st rabies vaccine or after 1st Rabies and before 2nd Rabies vaccine
- Should be 15-digit ISO compatible.

2. 1st Rabies Vaccine

- Pet must be at least 91 days old.
- Should be done AFTER microchip

3. 2nd Rabies Vaccine

- Must be more than 31 days after 1st vaccination and BEFORE 1st vaccine expires.
- Japan will honor the 3 year rabies for entry purposes. After arrival, all pets must be vaccinated annually.

4. FAVN Blood Test

- Schedule appointment as early as possible for FAVN
- If microchipped BEFORE 1st rabies, FAVN can be drawn same day or after 2nd rabies vaccine.
- If microchipped AFTER 1st rabies, FAVN MUST be drawn same day as 2nd rabies vaccine.
- Results are sent directly to owner's address on FAVN submission form, VERIFY ADDRESS PRIOR TO SUBMISSION. Owner must maintain original for travel.

5. 180 Day Waiting Period after FAVN is Drawn

- Dogs and cats are required to undergo a wait of at least 180 days between the date the sample is collected for the rabies titer test and the date the animal arrives in Japan. (*At home ON BASE quarantine is an option) If 180 days have not passed before the animal's arrival in Japan, →

the animal will be quarantined in an AQS facility to make up the number of days remaining in the 180-day wait period.

6. RECOMMENDED Vaccines and Treatments:

- Dogs:** DA2PP, and Lepto
- Cats:** FVRCP
- External parasites:** Treat with medicines effective against mites and fleas, and at the time of export have a clinical inspection to confirm that the animal is free from these parasites. (no more than 4 days before boarding)
- Internal parasites:** administer medicine effective against nematodes and tapeworms. (no more than 4 days before boarding)

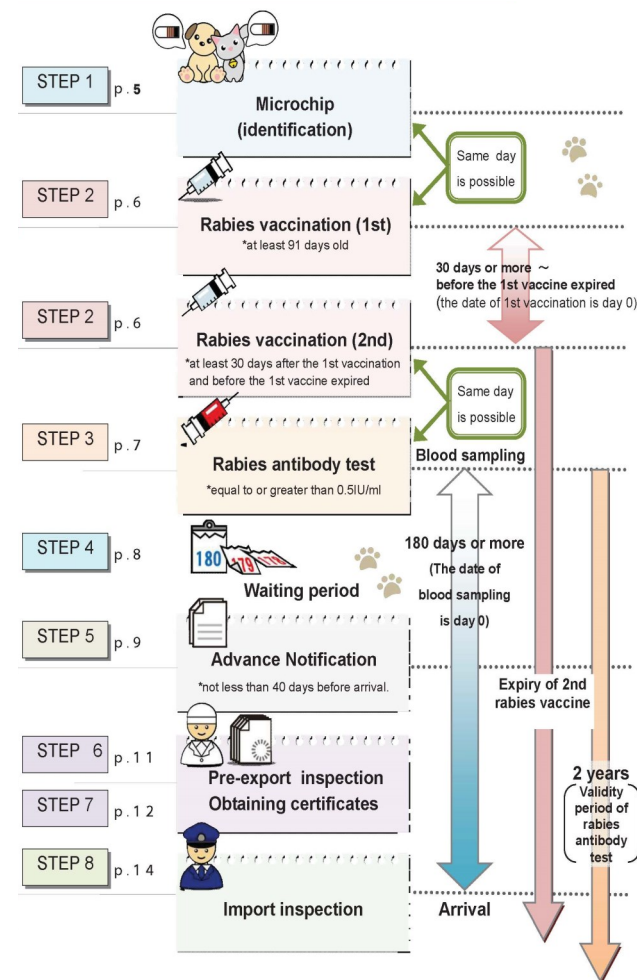
7. Advance Notification

- At least 40 days before arrival, owner must submit a "Notification" to Animal Quarantine Service (AQS) at the expected port of entry by fax or mail

(<http://www.maff.go.jp/aqs/english/index.html>)

8. Veterinary Health Certificate Appointment

- Schedule appointment as early as possible to ensure availability for health certificate appointments.
- No more than 10 days prior to arriving, receive endorsed health certificate exam and documents from state veterinarian APHIS-VS.
- ◇ A US Army Veterinarian can endorse the health certificate if he/she performs the exam
- Name, address, phone number of owner/shipper/recipient MUST match travel orders exactly, unless pet is being shipped separately. If different, power of attorney must be presented with travel orders.
- For the owner/recipient name, each and every person that might possibly pick up pet at the airport MUST BE LISTED.



Basic pet travel checklist: JAPAN

Vaccines & Tests?

- TWO Rabies current and given prior to arrival
- Rabies antibody test (FAVN) complete and passing (0.5 IU/ml+)
- OPTIONAL: Additional vaccines and treatments

Microchip?

- ISO compliant 15 digits
- Prior to rabies vaccine

Advance Notification?

- Fax/mail 40 days prior to arrival

Health Certificate? (2 copies)

- Issued within 10 days of travel
- 2 Original rabies certificates
- Original FAVN report
- Japan Forms A, Acclimation Memo and...
 - Option 1) Form C 1-3
 - Option 2) Form AC
 - Option 3) APHIS Form 7001
 - Option 4) MDJ 2209
- USDA accredited signatures and stamps (endorsement)

IMPORTANT INFORMATION:

When travelling with your pet(s), there may be animal health requirements specific for that destination. As soon as you know your travel details, contact your local veterinarian to assist with the pet travel process. Factors to consider may include meeting time frames for obtaining a health certificate, updating vaccinations, microchipping, diagnostic testing, or administration of medications/ treatments.

Other factors to consider while traveling:

Breed restrictions, Age restriction, Appropriate kennel size, Airline requirements, Pre-notification and/or consulate approval to specific country, On-base housing pet requirements/ restrictions, etc.

Remember...

- ◆ It is the responsibility of the pet owner to make sure their pet has met the requirements of the destination country.
- ◆ Failure to meet the requirements may result in problems gaining certificate endorsement or difficulties upon arrival in the destination country.
- ◆ Health certificates must be legible, accurate, and complete.

Helpful Resources:

For the most up to date information on pet travel to KOREA please visit the following websites:

⇒ <https://www.aphis.usda.gov/aphis/pet-travel>

⇒ <http://www.qia.go.kr/>

*Note: not accessible from a military computer



If you have any questions or concerns, please do not hesitate to contact your local veterinary treatment facility. Thank you in advance for your attention to and assistance with this matter.

DISCLAIMER:

Last updated: 20 May 2019

The information contained on this brochure is for general information purposes only. The Spangdahlem VTF assumes no responsibility for errors in the contents of this pamphlet.


Presented by:
The Spangdahlem Veterinary Treatment Facility

Traveling to KOREA with pets:



Spangdahlem Airbase
Building 559
Tel: +49(0)6565619388

KOREA Summary Sheet:



1. Microchip

- Microchipping must be prior to Rabies & FAVN
- Must be ISO Compatible (15 digit number) or owner must provide their own scanner
- If non-ISO microchip present, re-microchip, re-vaccinate and record both microchips on all documents.

2. Rabies Vaccine

- Pets less than 90 days of age at arrival are exempt from vaccination & FAVN requirements
- Vaccine must be given at least 30 days before arrival in Korea if not current
- Vaccine must not expire before arrival in Korea

3. FAVN Blood Test

- Testing cannot be more than 2 years prior to travel to Korea
- Results are sent directly to owner's address on FAVN submission form. VERIFY ADDRESS PRIOR TO SUBMISSION. Owner must maintain original for travel.
- Wait period before entry to Korea is at least 30 days after FAVN & Rabies


4. Quarantine

- If your pet does not meet the requirements listed, the animals will be quarantined at the owner's expense until compliance is met.
- Even if all requirements are met, if flying commercially and arriving when quarantine office is closed (e.g. Sunday), pet will be quarantined until office opens. There will be a fee upon release. Contact quarantine office for details. (<http://www.qia.go.kr/>)

5. Veterinary Health Certificate Appointment

- Schedule appointment as early as possible for FAVN blood test and to ensure availability for health certificate appointments.
- No more than 10 days prior to arriving, receive health certificate exam and documents from veterinarian.
- Name, address, phone number of owner/shipper/recipient MUST match travel orders exactly, unless pet is being shipped separately. If different, power of attorney must be presented with travel orders.
- For the owner/recipient name, each and every person that might possibly pick up pet at the airport MUST BE LISTED.
- A printed paper copy of the completed health certificate must accompany each shipment

NOTE: Airlines may have separate and additional requirements. Check with your airline to determine what requirements they may have, if any.



Basic pet travel checklist: KOREA

Rabies Vaccines & Tests?

- Rabies current and given prior to arrival
- Rabies antibody test (FAVN) complete and passing (0.5 IU/ml+)

Microchip?

- ISO compliant 15 digits
- Prior to rabies vaccine

Health Certificate? (2 copies)

- Issued within 10 days of travel
- USDA Aphis form 7001
- Original rabies certificate
- Original FAVN report
- Health certificate for export to Korea (2 pages)
- Acclimation memo
- USDA accredited signatures and stamps (endorsement)

Questions I may have for my vet:



IMPORTANT INFORMATION:

When travelling with your pet(s), there may be animal health requirements specific for that destination. As soon as you know your travel details, contact your local veterinarian to assist with the pet travel process. Factors to consider may include meeting time frames for obtaining a health certificate, updating vaccinations, microchipping, diagnostic testing, or administration of medications/ treatments.

Other factors to consider while traveling:

Breed restrictions, Age restriction, Appropriate kennel size, Airline requirements, Pre-notification and/or consulate approval to specific country, On-base housing pet requirements/ restrictions, etc.

Remember...

- ◆ It is the responsibility of the pet owner to make sure their pet has met the requirements of the destination country.
- ◆ Failure to meet the requirements may result in problems gaining certificate endorsement or difficulties upon arrival in the destination country.
- ◆ Health certificates must be legible, accurate, and complete.

Helpful Resources:

For the most up to date information on pet travel to the UNITED KINGDOM please visit the following websites:

⇒ <https://www.aphis.usda.gov/aphis/pet-travel>

⇒ <https://www.gov.uk/control-dog-public/banned-dogs>



If you have any questions or concerns, please do not hesitate to contact your local veterinary treatment facility. Thank you in advance for your attention to and assistance with this matter.

DISCLAIMER:

Last updated: 20 May 2019

The information contained on this brochure is for general information purposes only. The Spangdahlem VTF assumes no responsibility for errors in the contents of this pamphlet.

Presented by:
The Spangdahlem Veterinary Treatment Facility

Traveling to the UNITED KINGDOM with pets:



Spangdahlem Airbase
Building 559
Tel: +49(0)6565619388

UNITED KINGDOM Summary Sheet:

1. Microchip

- Microchipped PRIOR to primary rabies vaccine (ANY rabies vaccination given before microchip implantation is considered by the UK to be invalid).
- Pets MUST travel to the UK with the microchip number included on every rabies vaccination certificate. Rabies vaccination certificates without the microchip number included may result in the pet being held in quarantine upon arrival in the UK at the owner's expense.
- Should be 15-digit ISO compatible.

2. Rabies Vaccine

- Rabies vaccine must not expire before entering the UK. Pets may be subjected to revaccination for rabies if booster is given within its validation and a 21 day quarantine period upon arrival in the UK at the owner's expense.
- After a *primary rabies vaccination, the pet must wait 21 days before it is eligible to enter the EU. (Applies only to pets over 16 weeks of age that have just received a primary rabies vaccination) [*Primary rabies vaccination: It is the first vaccination given at the same time or after microchip implantation OR It is given after the previous rabies vaccination expired]
- Pets less than 12 weeks old that have not been vaccinated for rabies as well as pets 12-16 weeks old that were vaccinated for rabies less than 21 days prior to arrival in the UK are NOT eligible for entry into the UK and may be refused entry or quarantined upon arrival at the owner's expense.


3. Additional Treatments:

- DOGS ONLY:** Internal parasite tapeworm treatment: administer medicine effective against tapeworms (specifically *Echinococcus multilocularis*) between 24 and 120 hours (1 and 5 days) before entering the EU.


4. Veterinary Health Certificate Appointment

- Schedule appointment as early as possible to ensure availability for health certificate appointments.
- If the owner traveling on the same plane as the pet OR owner travels within 5 days before or after the pet: Certificate must be issued within 10 days of entering the UK
- If a designated person* traveling on the same plane as the pet OR designated person travels within 5 days before or after the pet: Certificate must be issued within 10 days of entering the UK [*Designated person: a family member, friend, or other person authorized by the owner to travel with pet]
- If neither the owner nor a designated person is traveling within 5 days of the pet: Certificate must be issued within 48 hours of departing the U.S.
- Name, address, phone number of owner/shipper/recipient MUST match travel orders exactly, unless pet is being shipped separately. If different, power of attorney must be presented with travel orders.
- For the owner/recipient name, each and every person that might possibly pick up pet at the airport MUST BE LISTED.

NOTICE: The UK has a prohibited dog breeds list (website listed under helpful resources)



NOTE: Airlines may have separate and additional requirements. Check with your airline to determine what requirements they may have, if any.



Basic pet travel checklist: UNITED KINGDOM

Vaccines & Treatments?

- Rabies current and/or given prior to arrival
- Additional tapeworm parasite treatment

Microchip?

- ISO compliant 15 digits
- Prior to rabies vaccine

Health Certificate? (2 copies)


- Issued within 5-10 days of travel
- EU pet passport OR EU trilingual health certificate
- Original rabies certificates
- Appropriate health certificate with correct persons listed for pet transport
- Acclimation memo
- USDA accredited signatures and stamps

Questions I may have for my vet:



ADDITIONAL INFORMATION:

- Please keep in mind that your method of travel may have separate and additional requirements. Check with your airline or ship to determine what requirements they may have, if any.
- *These regulations apply to all pets including Service Animals and Emotional Support Animals.*



When travelling with your pet(s), there may be animal health requirements specific for that destination. **As soon as you know your travel details, contact your local veterinarian to assist with the pet travel process.**

Other factors to consider while traveling:

Breed restrictions, Age restriction, Appropriate kennel size, Airline requirements, Pre-notification and/or consulate approval to specific country, On-base housing pet requirements/restrictions, etc.

Helpful Resources:

For the most up to date information on pet travel to the UNITED STATES please visit the following websites:

⇒ <https://www.aphis.usda.gov/aphis/pet-travel>

⇒ <https://www.cdc.gov/importation/bringing-an-animal-into-the-united-states/index.html>



If you have any further questions, please feel free to contact the Spangdahlem Veterinary Treatment Facility.

Comm: +49 656561-9388

DSN: 452-9388

DISCLAIMER:

Last updated: 29 May 2019

The information contained on this brochure is for general information purposes only. The Spangdahlem VTF assumes no responsibility for errors in the contents of this pamphlet.

Are you taking your pet(s) back to the States?



PCSing or for leisure, here is your guide for flying your pets back home.

Presented by:



Your Pet's Checklist for Traveling to the States:

- ⇒ Proof of an up to date Rabies Vaccine
- ⇒ Your pet must be microchipped
- ⇒ A Health Certificate (required to enter the United States)
- ⇒ An Acclimation Letter (This must be obtained from your vet if your pet will be traveling in cabin or cargo)



IMPORTANT INFORMATION:

- It is the responsibility of the pet owner to make sure their pet has met the entry requirements of the U.S. Failure to meet these import requirements will result in problems upon arrival in the U.S.
- U.S. Centers for Disease Control and Prevention (CDC) has certain requirements that must be met before a pet can be admitted entry into the United States.



- A proof of current rabies vaccination is required. (I.e. Rabies Certificate issued by an on base vet clinic or an Official EU Pet Passport issued by a licensed off base vet.)
 - Pets must be at least 12 weeks old to receive the rabies vaccine.

If this is your pet's first rabies vaccine your pet must wait 28 days prior to travel to allow the vaccine to take effect.

- You must ensure that your pet has been microchipped. Any brand/type of microchip works. (Preferably with a 15 digit ISO Microchip.)
 - Health Certificates are required for all pets entering the United States and are only valid for 10 days after being issued.
 - Appointments must be made with your vet well in advanced to ensure your pet can be seen at the appropriate time.
- Additional information about bringing a pet into a **specific state** can be found on that state's Department of Agriculture's website:

[<https://www.aphis.usda.gov/aphis/pet-travel>]

It is the owner's responsibility to ensure all proper documentation and requirements are obtained and accurate!